





RALPH WILSON STANDARDS



WHO SAID STRONG CAN'T BE BEAUTIFUL?

With seemingly endless combinations of vibrant, versatile colors, patterns, and textures, Ralph Wilson's diverse collection of high-performance, high style laminates helps you deliver truly inspired designs. Which means that no matter the job, whatever the challenge, your clients won't just get your best. They'll get ours, too.



WHERE GREAT DESIGN MEETS GREAT DESIGN SENSIBILITIES.

As a world-leading producer of decorative surfacing products, Ralph Wilson delivers a wide range of innovative laminate solutions and related services. With products designed to expand your inspirational horizons, Ralph Wilson takes pride in it's ability to both meet your special needs and exceed the expectations of your demanding clients.



Let your imagination run. We'll keep up. Ralph Wilson Custom Laminates

Custom laminates do more than add to your design, they help you realize countless possibilities. Whether it's a corporate identity, original artwork, or a theme environment, Ralph Wilson will help deliver the designs you need when you need them.

Because the best part of the cake is the icing. Ralph Wilson Decorative Edges

Available in laminate and solid wood, our Decorative Edges offer yet another technique to customize your environments. Choose from over 200 Ralph Wilson colors, patterns, and textures, as well as three sculpted molding styles. Stainable red oak or hard maple moldings are also available in beveled, square, or round edges. Whatever your needs, the result is a long-lasting surface that will leave an equally long-lasting impression.

We don't believe in being fragile. Performance Options

From fire to chemical resistance to high-traffic or vertical writing surface needs, Ralph Wilson Contract offers uniquely suited specialty surfaces that can handle the challenges of performance interiors. All of which not only deliver exceptional function, but also proven performance.



Fire



Chemical



High-Wear



Marker Board
& Chalkboard



Postform

All Ralph Wilson Laminates are suitable for use in commercial and residential settings. Ralph Wilson has received independent SCS Certification of minimum 20% post-consumer recycled content, and GREENGUARD[®] Indoor Air Quality and GREENGUARD[®] Children & Schools Certifications from the GREENGUARD[®] Environmental Institute under their standard for Low Emitting Products, which can assist you in earning LEED[®] certification. Ralph Wilson Laminates have also received SCS Indoor Advantage[™] Gold Certification for further assurance (see certificate for product types). Ralph Wilson HD and most Ralph Wilson Premium Laminates are FSC-C022201.

For your convenience, most Ralph Wilson Laminates featured here are in stock and ready for immediate delivery from our distribution center.

RALPH WILSON CONTRACT LAMINATE

Designed specifically to meet the decor needs of commercial projects, this collection features colorways, finishes, and patterns that coordinate easily with the other materials you specify. All Premium Laminate designs also utilize AEON Enhanced Performance technology, which has been proven to dramatically outperform traditional laminate for wear and scuff resistance. And this year, we introduce our new Soft Grain, a dense, woodgrain structure that is low gloss and soft to the touch. Subtle highlights of reflectivity randomly occur within the embossed grains, creating a sophisticated raw wood look. The collection also boasts two celebrated textures: FineGrain, with the realistic feel of polished wood and Linearity, a finely striated texture that looks as good on metals as it does on woods. To confirm pattern availability and size/type/finish options, please go to www.ralph-wilson.com



4882-38
OILED SOAPSTONE




4885-38
GREEN SOAPSTONE



4883-38
SABLE SOAPSTONE



4886-38
PEARL SOAPSTONE



4884-38
FLAME SOAPSTONE



4887-38
TAN SOAPSTONE



4854-38
MISSION GLAZE



4935-38
BERRY FIZZ



4934-38
AQUA FIZZ



4933-38
CREAM FIZZ



4781K-52
SUNSTONE



4941K-18
COSMIC STRANDZ



4943-38
CLASSIC LINEN



4944-38
CASUAL LINEN



4942-38
CRISP LINEN



4853-38
MISSION STONE



4939K-18
VAPOR STRANDZ



4940K-18
ASTRO STRANDZ



4820-60
CARBON EV



4848-38
MISSION SAGE



4813-60
NICKEL EV



4814-60
TUNGSTEN EV




4811-60
SILICON EV



4810-60
TITANIUM EV



4945-38
ORGANIC COTTON



4651-60
NAVY LEGACY



4654-60
OLIVE LEGACY



4656-60
BRONZE LEGACY



4663-60
TAWNY LEGACY



4142-60
GREY GLAZE



4946-38
NATURAL COTTON



4622-60
GREY NEBULA



4630-60
CLOUD NEBULA



4633-60
NATURAL NEBULA



4143-60
NEUTRAL GLAZE



4621-60
WHITE NEBULA



4947-38
RAW COTTON



4667-60
GREEN TIGRIS



4674-60
EVENING TIGRIS



4669-60
NATURAL TIGRIS



4673-60
SAFFRON TIGRIS



4783-60
WHITE TIGRIS

Premium HD Premium

RALPH WILSON® CONTRACT LAMINATE



7957K-78
ZANZIBAR



7935K-07
SHAKER CHERRY



7956K-78
HONDURAN MAHOGANY



7959K-78
HAMPTON WALNUT



7943K-07
COLOMBIAN WALNUT



7942K-07
COCO BALA



7948K-07
MAMBO



7936K-07
WILLIAMSBURG CHERRY



7922K-07
BRIGHTON WALNUT



7958K-78
KENYA MAHOGANY



7040K-78
FIGURED MAHOGANY



7122K-07
EMPIRE MAHOGANY



7929-38
HUNTINGTON MAPLE



7054-60
WILD CHERRY



7919K-78
AMBER CHERRY



7924K-07
BILTMORE CHERRY



7923K-07
VERSAILLES ANIGRE



7039K-78
WINDSOR MAHOGANY



7946-38
BRAZILWOOD



7953-38
HARVEST MAPLE



7937-38
RIVER CHERRY



7947K-18
RIO



7885K-78
ENGLISH OAK



7110K-78
MONTANA WALNUT



7925-38
MONTICELLO MAPLE



7061-60
NATURAL PEAR



10745-60
FONTHILL PEAR



7921-38
TUSCAN WALNUT



7951K-18
ASIAN SUN



7209K-78
NEPAL TEAK



7954-38
NATURAL RIFT



7941K-18
TAN ECHO



7928-38
CASTLE OAK



7806-60
BANNISTER OAK



7816-60
SOLAR OAK



D495-60
COFFEE BEAN



7911-60
MANITOBA MAPLE



10776-60
KENSINGTON MAPLE



10734-60
LIMBER MAPLE



7909-60
FUSION MAPLE



4793-60
WINDSWEPT



7938-38
NEW AGE OAK



7850-60
BEIGEWOOD



7955-38
CHARDONNAY



7939K-18
BLOND ECHO



7962K-18
ALOE



7961K-18
YARROW



4830K-18
SATIN STAINLESS



7952K-18
ASIAN SAND



7949K-18
ASIAN NIGHT



7960K-18
STUDIO TEAK



7944K-01
MADAGASCAR









































7945K-18
XANADU

RALPH WILSON® CONTRACT LAMINATE

| | | | | | |
|---|---|---|--|---|---|
|  |  |  |  |  |  |
| 4795-60 WINDSWEPT PEWTER | 4875-60 WESTERN IRON | 4872-60 WESTERN STORM | 4874-60 WESTERN HILLS | 4873-60 WESTERN BRONZE | 4871-60 WESTERN SUEDE |
|  |  |  |  |  |  |
| 4888-38 RUSTIC SLATE | 4794-60 WINDSWEPT BRONZE | 4796-60 BURNISHED CHESTNUT | 4798-60 BURNISHED EMBER | 4912-38 GILDED MESH | 4910-60 CHAI TEA |
|  |  |  |  |  |  |
| 4909-60 GINSENG TEA | 4908-60 WHITE TEA | 4623-60 GRAPHITE NEBULA | 4589K-07 SMOKY TOPAZ | 4584K-07 BRAZILIAN TOPAZ | 4863K-07 ANTIQUE TOPAZ |
|  |  |  |  |  |  |
| 4862K-07 SANDY TOPAZ | 4588K-07 KALAHARI TOPAZ | D91-60 SLATE GREY | D321-60 BRITTANY BLUE | D25-60 ATLANTIS | D379-60 INDIGO |
|  |  |  |  |  |  |
| D417-60 LAPIS BLUE | D476-60 WOOLAMAI BRUSH | D79-60 HUNTER GREEN | D90-60 NORTH SEA | D14-60 PORT | D307-60 HOLLYBERRY |
|  |  |  |  |  |  |
| 4744-60 KARRATHA BRUSH | 4745-60 MAROOCHY BRUSH | 1595-60 BLACK | D96-60 SHADOW | D92-60 DOVE GREY | D315-60 PLATINUM |
|  |  |  |  |  |  |
| D381-60 FASHION GREY | D327-60 PEPPERDUST | D50-60 KHAKI BROWN | D97-60 HAZE | 1500-60 GREY | 1570-60 WHITE |
|  |  |  |  |  |  |
| 4913-60 EGGPLANT | 4914-60 POMEGRANATE | 4915-60 TANGERINE | 4916-60 SWEET CORN | 4917-60 KIWI | 4918-60 SPROUT |
|  |  |  |  |  | |
| 4869-60 WESTERN WHITE | 4861K-07 GOLD ALCHEMY | 4860K-07 SILVER ALCHEMY | 4779-60 PEWTER BRUSH | 4823-60 ANTIQUE BRUSH | |


Premium HD Premium

RALPH WILSON® CONTRACT LAMINATE

| | | | | | |
|---|--|--|--|--|--|
|  4877-38 GREY MESH |  4911-38 SOFT GOLD MESH |  4878-38 PEWTER MESH |  4879-38 STEEL MESH |  4880-38 CARBON MESH |  4876-38 SHEER MESH |
|  4841-60 DESERT ZEPHYR |  4843-60 MISTED ZEPHYR |  4845-60 TWILIGHT ZEPHYR |  4859-60 SPICED ZEPHYR |  4846-60 MORRO ZEPHYR |  4857-60 SHADOW ZEPHYR |
|  4842-60 CANYON ZEPHYR |  4844-60 LODEN ZEPHYR |  1787-60 OXIDE |  4856-60 CLOUD ZEPHYR |  4899K-01 FROSTED GLASS |  4900K-01 SEA GLASS |
|  4901K-01 BOTTLE GLASS |  4902-38 MERCURY GLASS |  4903-38 ANTIQUE GLASS |  4168-60 GREY PAMPAS |  4170-60 BEIGE PAMPAS |  4608-60 CALDERA BEIGE |
|  4166-60 PAMPAS |  2932-60 ALMOND LEATHER |  D478-60 AMAZON |  D439-60 WALLABY |  D30-60 NATURAL ALMOND |  1503-60 PUTTY |
|  D456-60 CAFE CREME |  D331-60 SAND |  1530-60 BEIGE |  D354-60 DESIGNER WHITE |  1573-60 FROSTY WHITE |  D431-60 ALABASTER |
|  1572-60 ANTIQUE WHITE |  D403-60 WHITE SAND |  1531-60 LIGHT BEIGE |  4919-60 BLUE AGAVE |  4938-38 ARCADE |  4936-38 MIDWAY |
|  4937-38 PINBALL |  7933K-07 CAFELLE |  7969K-12 WAREHOUSE OAK |  7965K-12 WALNUT HEIGHTS |  7971K-12 UPTOWN WALNUT |  7968K-12 LOFT OAK |
|  7967K-12 PARK ELM |  7970K-18 HIGH LINE |  7966K-12 5TH AVE. ELM |  7964K-12 SKYLINE WALNUT | | |

RALPH WILSON® HOME COLLECTION

Inspired by today's popular granite, marble and quartz looks, these designs are richly dimensional, realistically textured and intrinsically practical. And like all Ralph Wilson Laminates, they meet or exceed the industry standards for both residential and commercial use.

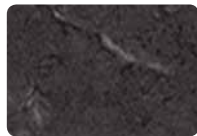


Premium HD Premium

RALPH WILSON® HOME COLLECTION




4925K-07
CALCUTTA MARBLE



4926K-07
BLACK ALICANTE




4927-38
CREMA MARFIL



4928-38
VENETIAN IVORY



4929-38
BORDEAUX JUPARANA



4930-38
VENETIAN ALE



4931-38
WHITE JUPARANA



4932-38
GOLDEN JUPARANA



RALPH WILSON® FACTORY SPECIALS

Ralph Wilson Factory Specials offer unconventional solutions for those projects that need a design that's just a little bit different from all the rest. Factory Specials are made to order and require a bit more lead time, but pay off in the uniqueness of their patterns and finishes.



D26K-18
PERSIAN BLUE



1595K-01
BLACK



1595K-18
BLACK




D91K-08
SLATE GREY



D90K-18
NORTH SEA




D381K-18
FASHION GREY



D354K-18
DESIGNER WHITE



D403K-18
WHITE SAND



D495K-18
COFFEE BEAN



D12K-18
REGIMENTAL RED



7946K-12
BRAZILWOOD



7937K-12
RIVER CHERRY



7943K-12
COLUMBIAN WALNUT



7959K-12
HAMPTON WALNUT












































7957K-12
ZANZIBAR



7919K-12
AMBER CHERRY

RALP WILSON® HD® HIGH DEFINITION® LAMINATE

A fusion of beauty and state-of-the-art technology, Ralph Wilson HD High Definition Laminate is the hardest wearing Ralph Wilson Laminate yet designed. Featuring our AEON® Enhanced Performance technology, the collection's rich depth and dimension of designs and textures make for exceptional environments that last. Ralph Wilson HD and most Ralph Wilson Premium Laminates are FSC® Certified #C022201.

| | | | | | |
|---|---|---|--|---|---|
|  |  |  |  |  |  |
| 1854K-35 LUNA NIGHT | 1852K-35 LUNA CREST | 1851K-35 LUNA GLOW | 1850K-35 LUNA WINTER | 1849K-35 LUNA FROST | 1853K-35 LUNA SHADOW |
|  |  |  |  |  |  |
| 1848K-45 EBONY ECLIPSE | 1847K-45 BRONZE ECLIPSE | 1822K-45 BELLA CAPRI | 1821K-35 BELLA REALE | 1819K-35 BELLA VENITO | 1820K-35 BELLA NOCHE |
|  |  |  |  |  |  |
| 1837K-45 CRYSTALLINE PEARL | 1834K-45 CRYSTALLINE SHELL | 1838K-45 CRYSTALLINE DUNE | 1836K-45 CRYSTALLINE ICE | 1839K-45 CRYSTALLINE BRAUN | 1840K-45 CRYSTALLINE IRIS |
|  |  |  |  |  |  |
| 1835K-45 CRYSTALLINE ONYX | 1825K-35 SEDONA SPA | 1824K-35 SEDONA BLUFF | 1823K-35 SEDONA SPIRIT | 1826K-35 SEDONA TRAIL | 1830K-35 MYSTIC GEMSTONE |
|  |  |  |  |  |  |
| 1832K-35 RIVER GEMSTONE | 1831K-35 RAVEN GEMSTONE | 1813K-35 DEEPSTAR GLAZE | 1812K-35 DEEPSTAR FOSSIL | 1814K-35 DEEPSTAR BRONZE | 1815K-35 DEEPSTAR AGATE |
|  |  |  |  |  |  |
| 1811K-35 DEEPSTAR FLINT | 1818K-35 DEEPSTAR SLATE | 1817K-35 DEEPSTAR MINERAL | 1841K-45 DESERT PASSAGE | 1842K-45 CANYON PASSAGE | 1843K-45 MOUNTAIN PASSAGE |
|  |  |  |  |  | |
| 1844K-45 ALPINE PASSAGE | 1855K-55 CARRARA SANTORINI | 1856K-55 AFRICAN SLATE | 1857K-55 BENGAL SLATE | 1858K-55 SILVER TRAVERTINE | |

Premium HD Premium

RALPH WILSON® HD® HIGH DEFINITION® LAMINATE



1859K-55
GOLDEN TRAVERTINE



1860K-55
ROMAN LIMESTONE



1861K-55
TUSCAN LIMESTONE



1862K-55
CORINTHIAN LIMESTONE



1863K-55
BAINBROOK GREY



1864K-55
SALENTINA NERO



1869K-55
SALENTINA ARGENTO



1865K-55
SALENTINA GRIGIO



1866K-55
SALENTINA ROSSO



1867K-55
PERLA PIAZZA



1868K-55
AGED PIAZZA



BE
INSPIRED

RALPH WILSON HD designs are priced higher than standard and premium laminates. Not all designs are shown at 100% scale. Colors shown are printed reproductions.

For maximum fidelity, please request product samples. Optional finishes may be available by special order. Call your distributor for details.

PRODUCT REFERENCE CHART

| BASIC | VERTICAL Type 335 | POSTFORMING Type 350 | GENERAL PURPOSE Type 107 |
|---------------|--|---|---|
| Availability | Most colors and designs (check availability on ralph-wilson.com) | | |
| Attributes | Costs less and can be postformed | Ideal for seamless bends/curves | Thickest and most impact resistant |
| Intended Uses | Cabinet doors, walls, and drawer panels | Counters, desktops, cabinet and drawer panels | Work surfaces, counters, desks, tables, doors |
| BASIC | RALPH WILSON HD HIGH DEFINITION LAMINATE Type 376 | | |
| Availability | 52 Designs | | |
| Attributes | Optical dimensionality plus increased wear resistance. Postformable. FSC Certified. | | |
| Intended Uses | Residential applications and many commercial applications including countertops, work surfaces, checkout counters, and tabletops | | |
| | | | |
| PERFORMANCE | CHEMSURF [®] CHEMICAL-RESISTANT Type 390 | | |
| Availability | Most colors and designs (check availability on wilsonartcontract.com) | | |
| Attributes | Postformable | | |
| Intended Uses | Laboratory casework and counters, hospital tabletops, photographic darkrooms, nurses' stations, physician and dentist examination rooms | | |
| PERFORMANCE | FIRE-RATED Type 604 | FIRE-RATED Type 605 | FIRE-RATED Type 607 |
| Availability | Most colors and designs (check availability on wilsonartcontract.com) – Fire-Rated backers also available, Types 264 and 266 | | |
| Attributes | Class I, A fire rating – Not postformable | | |
| Intended Uses | Casework and cabinets, interior doors, wainscoting, wall panels and dividers in areas such as airports, hospitals, office buildings, and schools | | |
| PERFORMANCE | HIGH WEAR Type 335HW | HIGH WEAR Type 350HW | HIGH WEAR Type 107HW |
| Availability | Most colors and designs—solids and dark woodgrains may vary slightly, request lab samples | | |
| Attributes | Enhanced abrasion/scuff resistance. Meets NEMA requirements for High-Wear Laminate. 335 and 350 are postformable | | |
| Intended Uses | Checkout counters; restaurant, fast food, and bank fixtures; institutional furniture, countertops, wainscoting, and wall panels | | |
| PERFORMANCE | MARKER BOARD Type 136 | | MARKER BOARD Type 336 |
| Availability | 1573 Frosty White, 4 x 8 and 4 x 12 | | |
| Attributes | Thickest and most impact resistant | | Thinner, costs less |
| Intended Uses | Presentation areas, schools, conference rooms, planning centers and offices, children's furniture, nursery school and day care applications | | |
| PERFORMANCE | CHALKBOARD Type 137 | | |
| Availability | 4623-60 – Graphite Nebula, 4627-60 – Hunter Nebula, 4 x 8 only | | |
| Attributes | Use with conventional chalkboard chalk | | |
| Intended Uses | Presentation areas, schools, conference rooms, planning centers and offices, children's furniture, nursery school and day care applications | | |



Cuadrante de San Francisco Num.14-1
 Colonia: Cuadrante de San Francisco,
 Deleg. Coyoacán C.P. 04320, México D.F.
 (55) 5554 5858 / (55) 5544 3737



Ralph Wilson literature is printed using environmentally responsible processes and paper.